



glassglobal Plants
Glass Market Report and Study

Functions

plants.glassglobal.com

October 2019

We about us: glasssglobal Group / the global glass competence



Business Segments

glasssglobal Community

www.glasssglobal.com is the leading portal for the international glass industry. Over 360,000 visitors/month use the portal as expert marketing channel, browse the portal to get updated information, execute researches or successfully trade equipment or glass. www.glasssglobal.com

glasssglobal Consulting

Our team of glass production and market experts prepares general and customized glass market studies and marketing concepts, conducts price and competitor analyses, SWAT analyses and evaluation of investments, and develops sales strategies and bankable business plans e.g. for greenfield glass production plants. www.glasssglobal.com/consulting

glasssglobal Trading

The Trading platform is an international business area for all companies active in purchase and sale, covering all technologies. The key segments are dedicated to glass production and processing equipment and float resp. container glass trade. www.glasssglobal.com/trading

glasssglobal IT-Services

Professional realization of all elements in websites from presentations to calculations, from design to CRM. Our glass expert team supports industry-related design, keyword programming, search engine optimization and target oriented customer approach. www.ogis.de

glasssglobal plants

Access to data from glass producers worldwide – display factories by furnace details, capacities, glass types, year of construction, IS-machines, etc. Glass market and product statistics. plants.glasssglobal.com

Contact

glasssglobal Group
Grafenberger Allee 277-287
40237 Düsseldorf (Germany)
Phone +49 (0)211 280733-0
Fax +49 (0)211 280733-22
office@glasssglobal.com

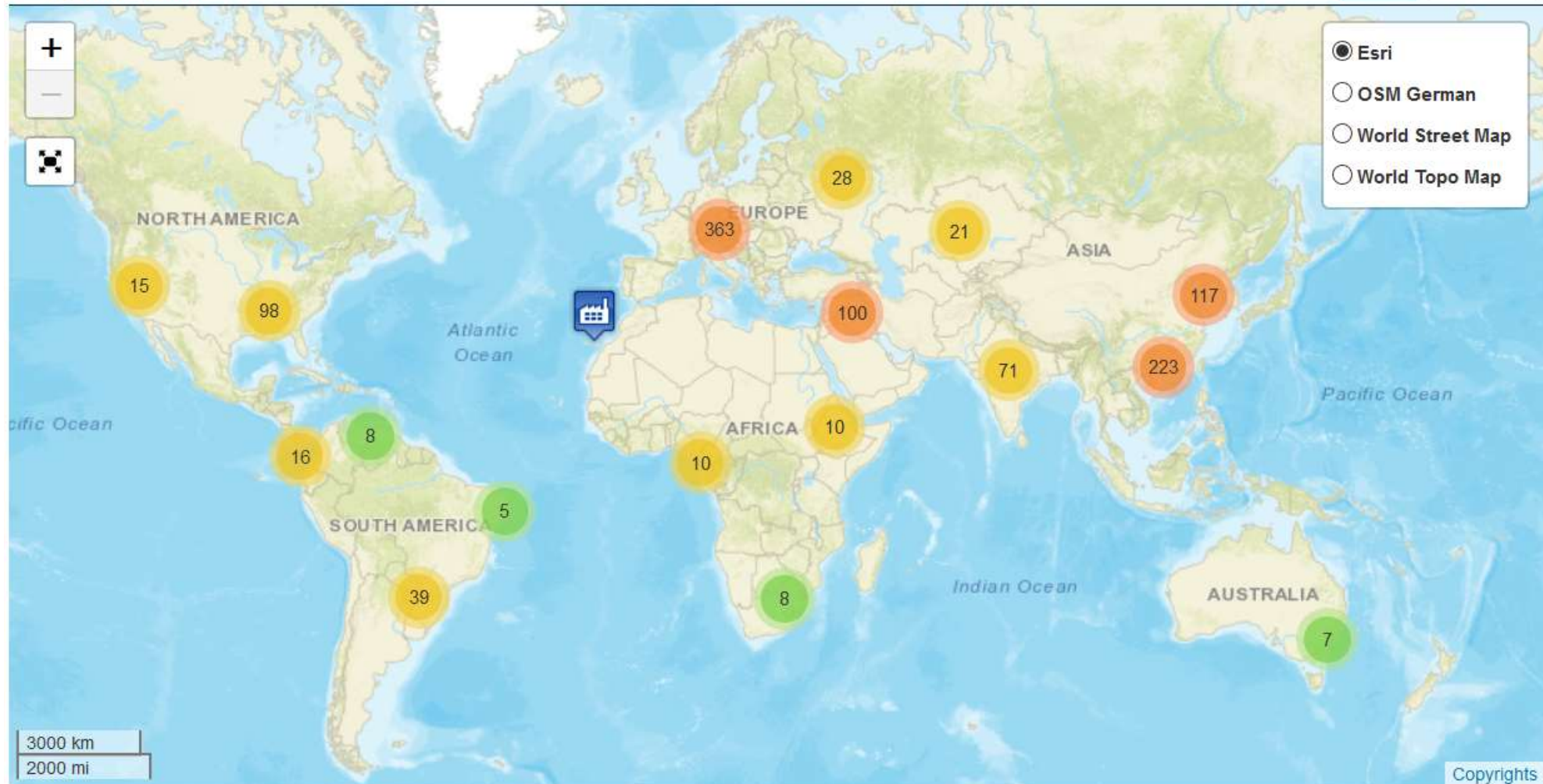
plants.glassglobal.com

Homepage: Map



Change the display by clicking "Cluster".
Select a country to zoom in.

Companies worldwide



plants.glasssglobal.com

Homepage: Map

Example Germany. Click a plant symbol and access details of the location.



30 ▾

 any ▾

Filter

Furnace Type Reg EP ▾
 Glass Type Container ▾
 Category Pharma & Cosmetic ▾
 Glass Colour none ▾
 Region Europe ▾
 Country Germany ▾
 Group Heinz (11) ▾
 TPD >

Customer Any ▾
 ABC-Analysis none ▾
 Responsible none ▾
 Competitors none ▾

Total Records: 3, Number of Companies: 2, Total tonnes per day: 225, Total tonnes per year: 82,125

Furnace Data

Profile	Company	Country	Region	City	Furnace	Year	Glass	Category	TPD	TPA
Profile	HEINZ-GLAS GmbH	Germany	Europe	Piesau	Reg EP		Container	Pharma & Cosmetic	120	43,800
Profile	HEINZ-GLAS Group Holding	Germany	Europe	Tettau-Kleintettau	Reg EP	2008	Container	Pharma & Cosmetic	65	23,725
Profile	HEINZ-GLAS Group Holding	Germany	Europe	Tettau-Kleintettau	Reg EP	2011	Container	Pharma & Cosmetic	40	14,600

Select a target group with filters.

Filter selection example:

- Furnace Type: EP (regenerative end port)
- Glass Type and Category: Container (Pharma & Cosmetic)
- Region and Country: Europe, Germany
- Group: Heinz

Result list of a target group.

plants.glassglobal.com

Menu: Furnaces / Custom Fields



Select the menu Furnaces and click the button “Customer”

- Select Filter options as previously described
- Select additional options from the filters below

Home **Furnaces** Queries Data-Tables ▾ Study News Messages Contact ▾ We about us LOGOUT

[reset](#) [Map](#) [Q](#) [Lines](#) 30 ▾ [Technical](#) [Customer](#) [Save favorite](#) [Load favorite](#) [Delete favorite](#) [Distance](#) any ▾ [From my company](#) [From current location](#)

Filter

[Furnace Type](#) none ▾ [Glass Type](#) none ▾ [Category](#) none ▾ [Glass Colour](#) none ▾ [Region](#) none ▾ [Country](#) Germany ▾ [Group](#) Heinz (11) ▾ [TPD >](#)

[Customer](#) Yes ▾ [ABC-Analysis](#) none ▾ [Responsible](#) none ▾ [Competitors](#) none ▾

Total Records: 3, Number of Companies: 1, Total tonnes per day: 155, Total tonnes per year: 56,575

Furnace Data

Profile	Company	Country	Region	City	Furnace	Year	Glass	Category	TPD	TPA	Glass Colour	Customer	ABC-Analysis	Responsible	Competitors	Remarks
Profile	HEINZ-GLAS Group Holding	Germany	Europe	Tettau-Kleintettau	Reg EP	2008	Container	Pharma & Cosmetic	65	23,725		Yes				
Profile	HEINZ-GLAS Group Holding	Germany	Europe	Tettau-Kleintettau	EM	2019	Container	Pharma & Cosmetic	50	18,250	flint	Yes				
Profile	HEINZ-GLAS Group Holding	Germany	Europe	Tettau-Kleintettau	Reg EP	2011	Container	Pharma & Cosmetic	40	14,600		Yes				

Customer data, acc. to your input.

plants.glasssglobal.com

Menu: Furnaces / Custom Fields



Access a company
by clicking "Profile".

Furnace Data

Profile	Company	Country
Profile	HEINZ-GLAS Group Holding	Germany
Profile	HEINZ-GLAS Group Holding	Germany
Profile	HEINZ-GLAS Group Holding	Germany

[Home](#) [Furnaces](#) [Queries](#) [Data-Tables](#) [Study](#) [News](#) [Messages](#)

[Profile](#) [News](#) [PDF](#)

Address

Address **HEINZ-GLAS Group Holding**
Glashüttenplatz 1-7
96355 Tettau-Kleintettau

Country Germany

Phone [0049 9269 77 0](tel:00499269770)

Fax 0049 9269 77 333

Email [get in contact...](#)

Internet www.heinz-glas.com

Employees 3.000

Turnover 236 m €

Certificates DIN EN ISO 9001

Custom Fields

[Save](#)

Customer **Yes**

ABC-Analysis [please select](#)

Responsible [please select](#)

Competitors [none](#)

Remarks

Add and save
your input.

plants.glassglobal.com

Menu: Furnaces / Custom Fields



Select a target group or company with filter functions including selection from custom fields.

Selection with a continuous text in “Remarks” is possible.

reset

Map

example

Q

Lines 30

Technical

Customer

Save favorite

Load favorite

Delete favorite

Distance

From my company

From current location

Filter

Furnace Type none

Glass Type none

Category none

Glass Colour none

Region none

Country none

Designer n

TPD >

Customer Any

ABC-Analysis none

Responsible none

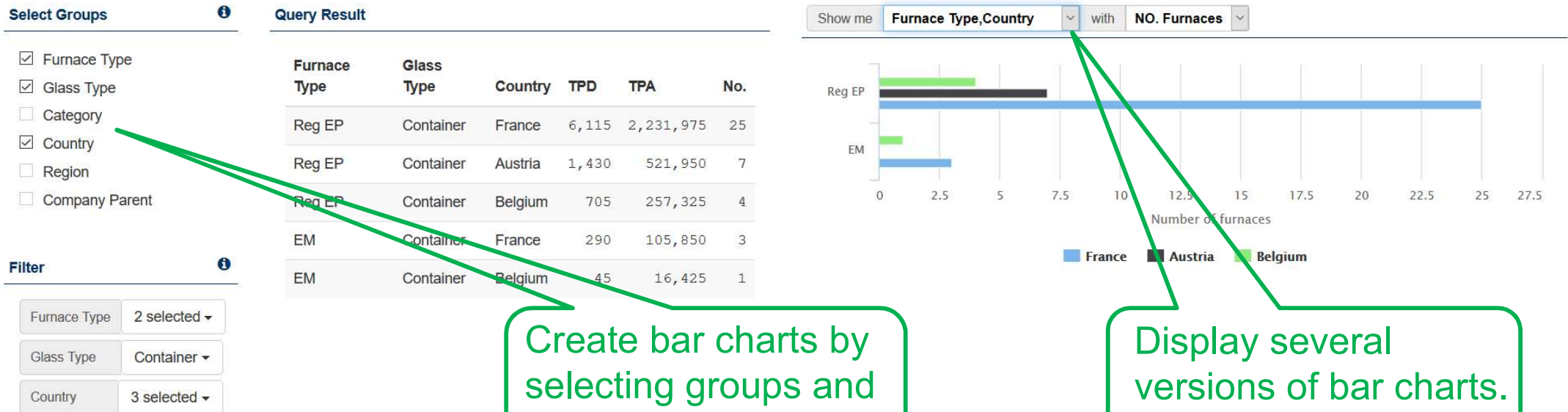
Competitors none

Total Records: 3, Number of Companies: 1, Total tonnes per day: 155, Total tonnes per year: 56,575

Furnace Data

Profile	Company	Country	Region	City	Customer	ABC-Analysis	Responsible	Competitors	Remarks
Profile	HEINZ-GLAS Group Holding	Germany	Europe	Tettau-Kleintettau	Yes	B	Angela	C	Example text, only vis access to this tool
Profile	HEINZ-GLAS Group Holding	Germany	Europe	Tettau-Kleintettau	Yes	B	Angela	C	Example text, only vis access to this tool

reset 5 Entries, TPD: 8,585, TPA: 3,133,525, No: 40 Save favorite Load favorite Delete favorite



Create bar charts by selecting groups and filters.

Display several versions of bar charts.

Chart creation example:

Groups: Furnace Types, Glass Types and Countries

Filter Furnaces: Regenerative End Port (Reg EP) and Electric (EM)

Filter Glass Types: Container

Filter Countries: Austria, Belgium and France

plants.glasssglobal.com

Menu: Messages



Contacts	
Contact 1.	General Director Phone: [REDACTED] Fax: 00 [REDACTED] get in contact...
Contact 2.	Technical Director Phone: [REDACTED] Fax: 00 [REDACTED] get in contact...
Contact 3.	Batch Expert get in contact...
Contact 4.	Sales Export get in contact...
Contact 5.	Project Manager of Glass container sales get in contact...

Click to send messages to target persons or departments.

Send a message directly out of the study with your e-mail address (which is your username).

[reset](#) Lines 10

Sent messages via contact-form

0

No messages found with your current settings.

Message

Email Date	
Sender	
Sender Name	
Recipient Name	
Subject	
Message	<input type="text"/>
Files	

See messages which you have already sent. The attachment of files is possible.


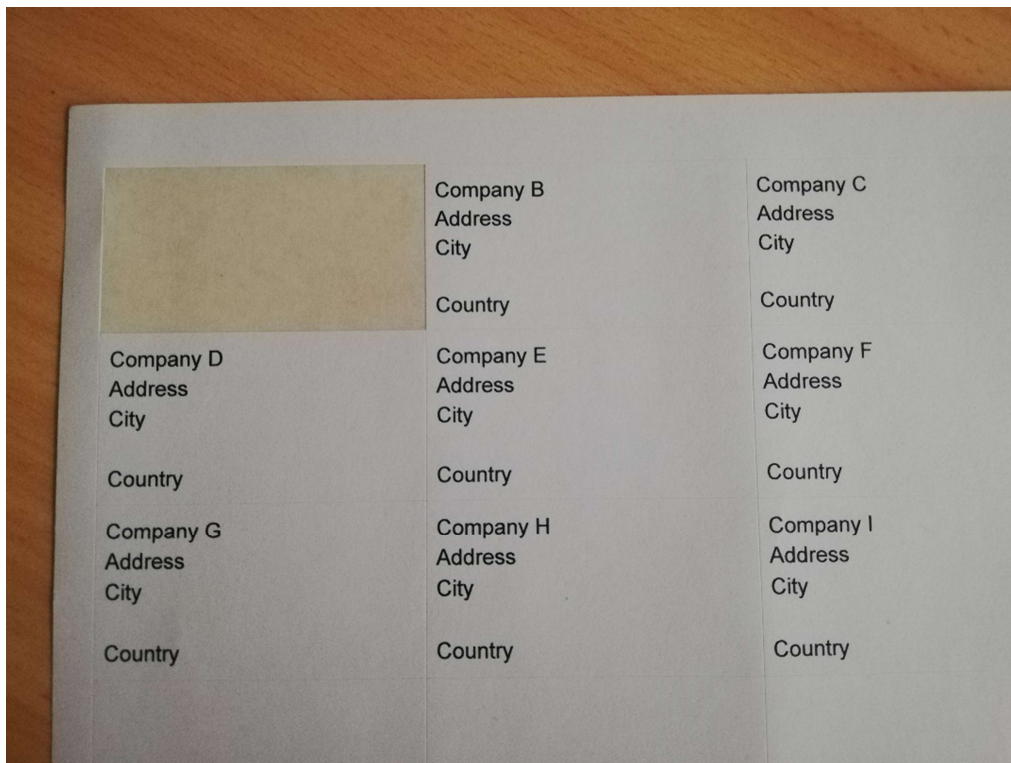
plants.glassglobal.com

Option: Mailings



glassglobal Plants users are provided with the option to select a target group out of the furnace database. We prepare and send a template with target addresses in MS Word format, for you can print them on labels.

Send printed mailings e.g. for acquisition, customer information or seasons greetings.



Calculation Options:

- Production capacity in a country x 0.8 = approx. **local production**
- Add import and subtract export quantity
- **Local production + import – export = local consumption**
- Division: local consumption / population = **consumption per capita**
- Assumption: consumption per capita remains stable
- Population development x consumption per capita:

➤ **Market development**

plants.glassglobal.com

Country Analysis Step 2



- Consider the market development from step 1
- Compare with the current local production
 - Discover potential space for new glass production plants

plants.glassglobal.com, Country Analysis

Example USA Container Glass

Approximate figures:

Current Market	9.1 m tons
Current Production	8 m tons
Current Population	329 million
Population in 2025	340 million

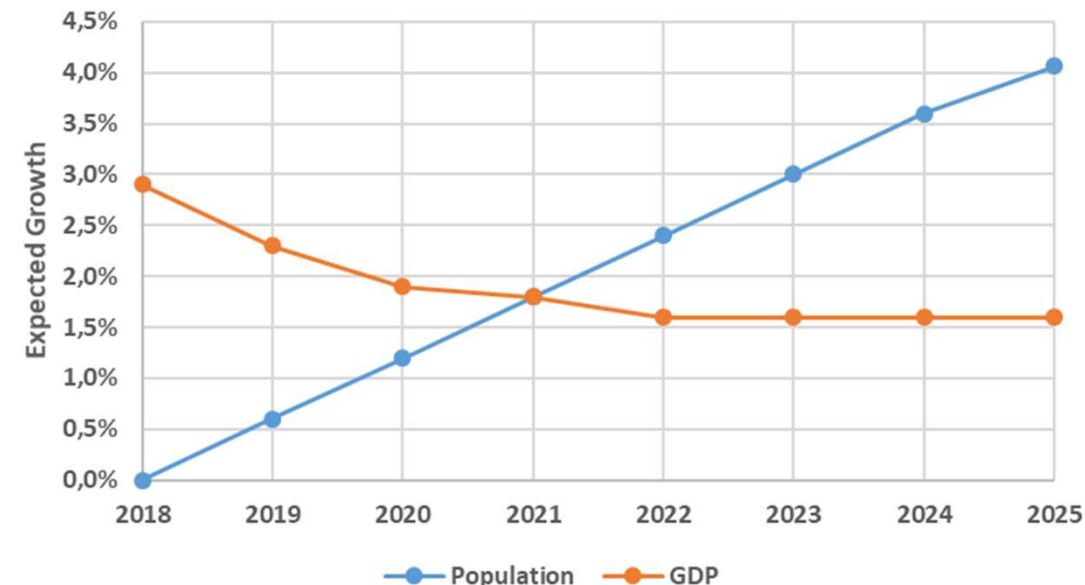
Increase 2018 to 2025:

- 400,000 tons per year
- 4%

- Market size approx. 9.5 m tons in 2025

Approx. 4.100 tpd

- Gap of 1.5 m tons per year production, which could be equalized by production increase.



Sources: www.worldometers.info, www.imf.org

Benefits for suppliers to the glass industry:

- Find potential customers, see locations, production capacity, furnaces, future plans
- Contact potential customers directly out of the study
- Save time for the discovery and acquisition of new leads

Benefits for glass producers:

- See the locations, production capacity, furnaces from competitors / potential partners
- See future plans of competitors, to evaluate the future market situation
- See the current and future local market in countries, to support investment decisions

Benefits for customers of the glass industry:

- See potential suppliers with their locations, products and capacities
- Contact potential suppliers directly out of the study
- See future plans of suppliers, to evaluate the future supply chain situation

Contact



glasssglobal Group / OGIS GmbH

Grafenberger Allee 277-287
40234 Düsseldorf / Germany

Email: office@glasssglobal.com

Web: [Plants.glasssglobal.com](https://plants.glasssglobal.com)

Tel.: +49 211 280733-0